


4448 m.

ANIMOCA BRANDS AUSTRALIAN MOTORCYCLE GRAND PRIX

Free Practice Nr. 3

Classification

10

	Rider	Nation	Team	Motorcycle	Time	Lap	Total	Gap	Top Speed
1	93 Marc MARQUEZ	SPA	Repsol Honda Team	HONDA	1'28.462	20	20		348.4
2	10 Luca MARINI	ITA	Mooney VR46 Racing Team	DUCATI	1'28.592	19	20	0.130 0.130	346.1
3	89 Jorge MARTIN	SPA	Prima Pramac Racing	DUCATI	1'28.616	15	20	0.154 0.024	351.8
4	41 Aleix ESPARGARO	SPA	Aprilia Racing	APRILIA	1'28.639	21	21	0.177 0.023	348.4
5	72 Marco BEZZECCHI	ITA	Mooney VR46 Racing Team	DUCATI	1'28.690	20	21	0.228 0.051	349.5
6	43 Jack MILLER	AUS	Ducati Lenovo Team	DUCATI	1'28.721	21	22	0.259 0.031	349.5
7	73 Alex MARQUEZ	SPA	LCR Honda CASTROL	HONDA	1'28.765	22	22	0.303 0.044	347.3
8	63 Francesco BAGNAIA	ITA	Ducati Lenovo Team	DUCATI	1'28.768	18	19	0.306 0.003	351.8
9	12 Maverick VIÑALES	SPA	Aprilia Racing	APRILIA	1'28.777	19	20	0.315 0.009	348.4
10	20 Fabio QUARTARARO	FRA	Monster Energy Yamaha MotoGP	YAMAHA	1'28.858	23	23	0.396 0.081	348.4
11	5 Johann ZARCO	FRA	Prima Pramac Racing	DUCATI	1'28.903	19	20	0.441 0.045	350.6
12	36 Joan MIR	SPA	Team SUZUKI ECSTAR	SUZUKI	1'28.920	19	20	0.458 0.017	349.5
13	35 Cal CRUTCHLOW	GBR	WithU Yamaha RNF MotoGP Tea	YAMAHA	1'28.945	20	20	0.483 0.025	344.0
14	23 Enea BASTIANINI	ITA	Gresini Racing MotoGP	DUCATI	1'29.023	19	20	0.561 0.078	354.1
15	44 Pol ESPARGARO	SPA	Repsol Honda Team	HONDA	1'29.095	17	18	0.633 0.072	345.0
16	88 Miguel OLIVEIRA	POR	Red Bull KTM Factory Racing	KTM	1'29.133	19	19	0.671 0.038	339.6
17	42 Alex RINS	SPA	Team SUZUKI ECSTAR	SUZUKI	1'29.144	20	20	0.682 0.011	348.4
18	49 Fabio DI GIANNANTONIO	ITA	Gresini Racing MotoGP	DUCATI	1'29.526	20	20	1.064 0.382	346.1
19	25 Raul FERNANDEZ	SPA	Tech3 KTM Factory Racing	KTM	1'29.527	17	17	1.065 0.001	340.7
20	33 Brad BINDER	RSA	Red Bull KTM Factory Racing	KTM	1'29.589	22	22	1.127 0.062	346.1
21	21 Franco MORBIDELLI	ITA	Monster Energy Yamaha MotoGP	YAMAHA	1'29.654	17	22	1.192 0.065	345.0
22	87 Remy GARDNER	AUS	Tech3 KTM Factory Racing	KTM	1'29.691	20	21	1.229 0.037	340.7
23	45 Tetsuta NAGASHIMA	JPN	LCR Honda IDEMITSU	HONDA	1'30.073	18	19	1.611 0.382	345.0
24	40 Darryn BINDER	RSA	WithU Yamaha RNF MotoGP Tea	YAMAHA	1'30.336	18	20	1.874 0.263	340.7

Practice condition: Dry

Air: 14°

Humidity: 64%

Ground: 21°

Fastest Lap:	Lap: 20	Marc MARQUEZ	1'28.462	181 Km/h
Best Race Lap:	2013	Marc MARQUEZ	1'28.108	181.7 Km/h
All Time Lap Record:	2013	Jorge LORENZO	1'27.899	182.1 Km/h

The results are provisional until the end of the limit for protest and appeals.

Time limit for protest expires 30' after publication of the results - Time:

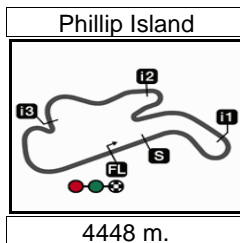
These data/results cannot be reproduced, stored and/or transmitted in whole or in part by any manner of electronic, mechanical, photocopying, recording, broadcasting or otherwise now known or herein after developed without the previous express consent by the copyright owner, except for reproduction in daily press and regular printed publications on sale to the public within 60 days of the event related to those data/results and always provided that copyright symbol appears together as follows below.

© DORNA, 2022

Official MotoGP Timing by TISSOT
www.motogp.com

Phillip Island, Saturday, October 15, 2022





Results and timing service provided by TISSOT

MotoGP™

ANIMOCA BRANDS AUSTRALIAN MOTORCYCLE GRAND PRIX

Free Practice Nr. 3

Combined Free Practice Times

11

	Rider	Nation	Team	MOTORCYCLE	FP1	FP2	FP3	Gap
1	93 M.MARQUEZ	SPA	Repsol Honda Team	HONDA	1'30.897 13	1'29.775 18	1'28.462 20	
2	10 L.MARINI	ITA	Mooney VR46 Racing Team	DUCATI	1'32.831 12	1'30.725 17	1'28.592 19	0.130 0.130
3	89 J.MARTIN	SPA	Prima Pramac Racing	DUCATI	1'31.419 22	1'29.881 19	1'28.616 15	0.154 0.024
4	41 A.ESPARGARO	SPA	Aprilia Racing	APRILIA	1'30.687 21	1'29.832 19	1'28.639 21	0.177 0.023
5	72 M.BEZZECCHI	ITA	Mooney VR46 Racing Team	DUCATI	1'31.166 20	1'29.513 20	1'28.690 20	0.228 0.051
6	43 J.MILLER	AUS	Ducati Lenovo Team	DUCATI	1'30.459 18	1'30.021 16	1'28.721 21	0.259 0.031
7	73 A.MARQUEZ	SPA	LCR Honda CASTROL	HONDA	1'30.493 19	1'30.088 20	1'28.765 22	0.303 0.044
8	63 F.BAGNAIA	ITA	Ducati Lenovo Team	DUCATI	1'31.077 20	1'29.838 17	1'28.768 18	0.306 0.003
9	12 M.VIÑALES	SPA	Aprilia Racing	APRILIA	1'31.436 18	1'29.745 16	1'28.777 19	0.315 0.009
10	20 F.QUARTARARO	FRA	Monster Energy Yamaha MotoGP	YAMAHA	1'31.195 20	1'29.614 18	1'28.858 23	0.396 0.081
11	5 J.ZARCO	FRA	Prima Pramac Racing	DUCATI	1'30.368 21	1'29.475 17	1'28.903 19	0.441 0.045
12	36 J.MIR	SPA	Team SUZUKI ECSTAR	SUZUKI	1'31.531 21	1'29.944 16	1'28.920 19	0.458 0.017
13	35 C.CRUTCHLOW	GBR	WithU Yamaha RNF MotoGP Team	YAMAHA	1'31.868 16	1'30.206 21	1'28.945 20	0.483 0.025
14	23 E.BASTIANINI	ITA	Gresini Racing MotoGP	DUCATI	1'30.790 19	1'29.849 19	1'29.023 19	0.561 0.078
15	44 P.ESPARGARO	SPA	Repsol Honda Team	HONDA	1'31.194 15	1'29.527 21	1'29.095 17	0.633 0.072
16	88 M.OLIVEIRA	POR	Red Bull KTM Factory Racing	KTM	1'31.950 11	1'29.923 19	1'29.133 19	0.671 0.038
17	42 A.RINS	SPA	Team SUZUKI ECSTAR	SUZUKI	1'30.511 20	1'30.138 21	1'29.144 20	0.682 0.011
18	49 F.DI GIANNANTO	ITA	Gresini Racing MotoGP	DUCATI	1'31.087 20	1'30.158 16	1'29.526 20	1.064 0.382
19	25 R.FERNANDEZ	SPA	Tech3 KTM Factory Racing	KTM	1'32.947 18	1'30.841 18	1'29.527 17	1.065 0.001
20	33 B.BINDER	RSA	Red Bull KTM Factory Racing	KTM	1'32.566 20	1'30.099 18	1'29.589 22	1.127 0.062
21	21 F.MORBIDELLI	ITA	Monster Energy Yamaha MotoGP	YAMAHA	1'32.178 13	1'30.619 18	1'29.654 17	1.192 0.065
22	87 R.GARDNER	AUS	Tech3 KTM Factory Racing	KTM	1'32.207 19	1'30.940 19	1'29.691 20	1.229 0.037
23	45 T.NAGASHIMA	JPN	LCR Honda IDEMITSU	HONDA	1'34.437 15	1'31.577 16	1'30.073 18	1.611 0.382
24	40 D.BINDER	RSA	WithU Yamaha RNF MotoGP Team	YAMAHA	1'31.700 20	1'31.078 19	1'30.336 18	1.874 0.263

Pole Position Record:	2013	Jorge LORENZO	1'27.899	182.1 Km/h
Best Race Lap:	2013	Marc MARQUEZ	1'28.108	181.7 Km/h
All Time Lap Record:	2013	Jorge LORENZO	1'27.899	182.1 Km/h

The results are provisional until the end of the limit for protest and appeals.

Time limit for protest expires 60' after publication of the results - Time:

These data/results cannot be reproduced, stored and/or transmitted in whole or in part by any manner of electronic, mechanical, photocopying, recording, broadcasting or otherwise now known or herein after developed without the previous express consent by the copyright owner, except for reproduction in daily press and regular printed publications on sale to the public within 60 days of the event related to those data/results and always provided that copyright symbol appears together as follows below.

© DORNA, 2022

Official MotoGP Timing by TISSOT
www.motogp.com

Phillip Island, Saturday, October 15, 2022



ANIMOCA BRANDS AUSTRALIAN MOTORCYCLE GRAND PRIX

Free Practice Nr. 3

Top Speed & Average

12



Rider

Nation

Motorcycle

Top 5 speeds

Average

Top

Rider	Nation	Motorcycle	Top 5 speeds					Average	Top
23 Enea BASTIANINI	ITA	DUCATI	354.1	352.9	352.9	351.8	350.6	352.5	354.1
63 Francesco BAGNAIA	ITA	DUCATI	351.8	351.8	350.6	350.6	349.5	350.9	351.8
89 Jorge MARTIN	SPA	DUCATI	351.8	350.6	347.3	346.1	342.9	347.7	351.8
5 Johann ZARCO	FRA	DUCATI	350.6	349.5	347.3	347.3	347.3	348.4	350.6
36 Joan MIR	SPA	SUZUKI	349.5	348.4	348.4	348.4	346.1	348.2	349.5
43 Jack MILLER	AUS	DUCATI	349.5	349.5	348.4	348.4	347.3	348.2	349.5
72 Marco BEZZECCHI	ITA	DUCATI	349.5	348.4	348.4	346.1	345.0	347.1	349.5
12 Maverick VIÑALES	SPA	APRILIA	348.4	347.3	347.3	346.1	346.1	346.9	348.4
20 Fabio QUARTARARO	FRA	YAMAHA	348.4	347.3	344.0	344.0	344.0	345.3	348.4
41 Aleix ESPARGARO	SPA	APRILIA	348.4	348.4	348.4	347.3	347.3	347.7	348.4
42 Alex RINS	SPA	SUZUKI	348.4	347.3	346.1	346.1	346.1	346.8	348.4
93 Marc MARQUEZ	SPA	HONDA	348.4	347.3	347.3	346.1	346.1	346.9	348.4
73 Alex MARQUEZ	SPA	HONDA	347.3	347.3	346.1	346.1	346.1	346.4	347.3
10 Luca MARINI	ITA	DUCATI	346.1	346.1	345.0	345.0	345.0	345.4	346.1
33 Brad BINDER	RSA	KTM	346.1	346.1	344.0	342.9	342.9	344.4	346.1
49 Fabio DI GIANNANTONIO	ITA	DUCATI	346.1	345.0	345.0	345.0	344.0	344.9	346.1
21 Franco MORBIDELLI	ITA	YAMAHA	345.0	344.0	342.9	342.9	342.9	343.4	345.0
44 Pol ESPARGARO	SPA	HONDA	345.0	345.0	345.0	345.0	342.9	344.1	345.0
45 Tetsuta NAGASHIMA	JPN	HONDA	345.0	342.9	342.9	342.9	342.9	343.3	345.0
35 Cal CRUTCHLOW	GBR	YAMAHA	344.0	342.9	341.8	341.8	340.7	341.6	344.0
25 Raul FERNANDEZ	SPA	KTM	340.7	339.6	339.6	337.5	336.5	338.8	340.7
40 Darryn BINDER	RSA	YAMAHA	340.7	339.6	339.6	338.6	337.5	339.2	340.7
87 Remy GARDNER	AUS	KTM	340.7	339.6	339.6	338.6	338.6	339.2	340.7
88 Miguel OLIVEIRA	POR	KTM	339.6	338.6	337.5	335.4	331.3	336.5	339.6

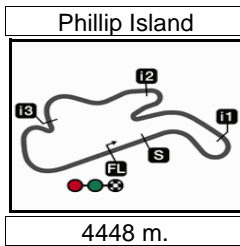
These data/results cannot be reproduced, stored and/or transmitted in whole or in part by any manner of electronic, mechanical, photocopying, recording, broadcasting or otherwise now known or herein after developed without the previous express consent by the copyright owner, except for reproduction in daily press and regular printed publications on sale to the public within 60 days of the event related to those data/results and always provided that copyright symbol appears together as follows below.

© DORNA, 2022

Official MotoGP Timing by TISSOT
www.motogp.com



Phillip Island, Saturday, October 15, 2022



ANIMOCA BRANDS AUSTRALIAN MOTORCYCLE GRAND PRIX
Free Practice Nr. 3
Chronological Analysis of Performances

13

* Lap / Sector time cancelled **T1** Time from finish line to 1st intermedate **T3** Time from 2nd intermed. to 3rd intermed.
P Crossing the finish line in pit lane **T2** Time from 1st intermed. to 2nd intermed. **T4** Time from 3rd intermedate to finish line
 **Tyre data subject to further updates

Lap	Lap Time	T1	T2	T3	T4	Speed	Lap	Lap Time	T1	T2	T3	T4	Speed		
1st	93	Marc MARQUEZ		HONDA		SPA	Run #	2	Front Tyre	Slick-Medium	Rear Tyre	Slick-Medium			
		Repsol Honda Team							13 Laps at start				7 Laps at start		
		Runs=3	Total laps=20	Full laps=13			8	1'51.446	38.257	28.613	18.766	25.810			
		Run #	1	Front Tyre	Slick-Medium	Rear Tyre	Slick-Soft	9	1'37.762	26.290	28.025	18.072	25.375	342.9	
				4 Laps at start		4 Laps at start		10	1'31.713	21.929	26.721	17.850	25.213	335.4	
		1	1'58.998	35.001	28.926	19.145	26.397	11	1'31.258	21.551	26.641	17.827	25.239	342.9	
		2	1'32.997	22.400	27.331	17.910	25.356	330.3	12	1'31.339	21.693	26.703	17.580	25.363	335.4
		3	1'30.708	21.615	26.344	17.638	25.111	342.9	13	1'31.044	21.516	26.595	17.704	25.229	338.6
		4	1'30.146	21.363	26.268	17.536	24.979	344.0	14	1'28.560 P	21.566	26.536	17.717	22.741	335.4
		5	1'30.011	21.291	26.244	17.470	25.006	344.0	Run #	3	Front Tyre	Slick-Medium	Rear Tyre	Slick-Soft	
		6	1'30.144	21.297	26.227	17.616	25.004	345.0			New Tyre		New Tyre		
		7	1'31.603 P	23.630	27.767	18.376	21.830	342.9	15	1'43.287	32.671	27.842	17.769	25.005	
		Run #	2	Front Tyre	Slick-Medium	Rear Tyre	Slick-Soft	16	1'29.592	21.325	26.223	17.329	24.715	345.0	
				11 Laps at start		11 Laps at start		17	1'27.732 P	21.171	26.086	17.995	22.480	346.1	
		8	1'51.039	37.854	28.452	18.707	26.026	Run #	4	Front Tyre	Slick-Medium	Rear Tyre	Slick-Soft		
		9	1'32.455	21.952	27.376	17.824	25.303	340.7			3 Laps at start		New Tyre		
		10	1'30.398	21.392	26.384	17.560	25.062	342.9	18	1'43.935	32.541	29.013	17.574	24.807	
		11	1'30.780	21.333	26.387	17.832	25.228	346.1	19	1'28.592	20.997	26.006	17.161	24.428	345.0
		12	1'30.346	21.383	26.308	17.589	25.066	346.1	20	1'31.006	21.751	26.325	17.606	25.324	327.3
		13	1'30.466	21.286	26.318	17.697	25.165	345.0	Run #	1	Front Tyre	Slick-Soft	Rear Tyre	Slick-Medium	
		14	1'34.475 P	22.928	29.035	18.510	24.002	341.8			New Tyre		16 Laps at start		
		Run #	3	Front Tyre	Slick-Medium	Rear Tyre	Slick-Soft	15	1'47.950	37.032	28.038	17.815	25.065		
				New Tyre		New Tyre		16	1'28.993	21.160	25.883	17.303	24.647	347.3	
		15	1'47.950	37.032	28.038	17.815	25.065	17	1'32.307 P	21.491	30.253	18.591	21.972	348.4	
		16	1'28.993	21.160	25.883	17.303	24.647	347.3	Run #	4	Front Tyre	Slick-Medium	Rear Tyre	Slick-Soft	
		17	1'32.307 P	21.491	30.253	18.591	21.972	348.4			3 Laps at start		New Tyre		
		Run #	4	Front Tyre	Slick-Medium	Rear Tyre	Slick-Soft	18	1'46.099	32.792	30.296	17.992	25.019		
				3 Laps at start		New Tyre		19	1'28.652	21.064	25.930	17.151	24.507	347.3	
		18	1'46.099	32.792	30.296	17.992	25.019	20	1'28.462	20.952	25.761	17.154	24.595	346.1	
		19	1'28.652	21.064	25.930	17.151	24.507	347.3	Run #	2	Front Tyre	Slick-Soft	Rear Tyre	Slick-Medium	
		20	1'28.462	20.952	25.761	17.154	24.595	346.1			7 Laps at start		23 Laps at start		
2nd	10	Luca MARINI		DUCATI		ITA	Run #	2	Front Tyre	Slick-Soft	Rear Tyre	Slick-Medium			
		Mooney VR46 Racing Team							7 Laps at start				23 Laps at start		
		Runs=3	Total laps=20	Full laps=13			8	1'49.212	34.626	30.440	18.458	25.688			
		Run #	1	Front Tyre	Slick-Medium	Rear Tyre	Slick-Medium	9	1'31.923	21.866	26.783	17.773	25.501	336.5	
				6 Laps at start		New Tyre		10	1'31.522	21.561	26.674	17.822	25.465	346.1	
		1	2'44.490	33.605	28.733	18.223	25.632	11	1'32.551	21.735	26.628	18.644	25.544	341.8	
		2	1'31.514	22.084	26.683	17.800	24.947	314.0	12	1'31.527	21.617	26.658	17.852	25.400	341.8
		3	1'30.166	21.415	26.276	17.585	24.890	345.0	13	1'33.022 P	23.149	27.786	18.647	23.440	341.8
		4	1'30.073	21.451	26.286	17.397	24.939	331.3	Run #	3	Front Tyre	Slick-Medium	Rear Tyre	Slick-Soft	
		5	1'30.402	21.481	26.322	17.581	25.018	340.7			New Tyre		New Tyre		
		6	1'30.031	21.357	26.305	17.460	24.909	346.1	14	1'39.379	30.582	26.584	17.551	24.662	
		7	1'32.633 P	22.638	28.551	18.878	22.566	341.8	15	1'28.616	21.047	25.728	17.225	24.616	350.6
		Run #	2	Front Tyre	Slick-Soft	Rear Tyre	Slick-Medium	16	1'31.051	21.416	26.846	17.514	25.275	342.9	
				7 Laps at start		23 Laps at start									

Fastest Lap: Marc MARQUEZ Repsol Honda Team SPA **1'28.462** 20.952 25.761 17.154 24.595

These data/results cannot be reproduced, stored and/or transmitted in whole or in part by any manner of electronic, mechanical, photocopying, recording, broadcasting or otherwise now known or herein after developed without the previous express consent by the copyright owner, except for reproduction in daily press and regular printed publications on sale to the public within 60 days of the event related to those data/results and always provided that copyright symbol appears together as follows below.
 © DORNA, 2022



Free Practice Nr. 3

MotoGP

Lap	Lap Time	T1	T2	T3	T4	Speed	Lap	Lap Time	T1	T2	T3	T4	Speed								
17	1'28.087	P	21.264	26.045	17.419	23.359	351.8	10	1'31.527	21.611	26.676	17.696	25.544	338.6							
Run # 4	Front Tyre	Slick-Medium			Rear Tyre	Slick-Soft															
				4 Laps at start				4 Laps at start													
18	1'45.373		34.430	27.191	18.129	25.623		11	1'31.529	21.578	26.594	17.707	25.650	341.8							
19	1'30.730		21.503	26.744	17.614	24.869	341.8	12	1'31.084	P	22.228	27.636	18.247	22.973	334.4						
20	1'29.722		21.443	26.105	17.416	24.758	340.7	Run # 3	Front Tyre	Slick-Medium			Rear Tyre	Slick-Soft							
								New Tyre				New Tyre									
4th	41	Aleix ESPARGARO			APRILIA			SPA													
				Aprilia Racing				Runs=3 Total laps=21 Full laps=14													
Run # 1	Front Tyre	Slick-Medium			Rear Tyre	Slick-Medium															
				5 Laps at start				New Tyre													
1	2'26.406		34.252	28.324	18.250	25.722		13	1'45.851		35.073	27.231	17.943	25.604							
2	1'31.106		21.696	26.816	17.592	25.002	341.8	14	1'29.138		21.434	25.823	17.223	24.658	346.1						
3	1'30.085		21.359	26.426	17.400	24.900	345.0	15	1'28.738		21.010	25.835	17.175	24.718	348.4						
4	1'32.695		21.330	28.348	17.783	25.234	342.9	16	1'36.626		24.796	29.462	17.445	24.923	348.4						
5	1'30.431		21.681	26.370	17.368	25.012	347.3	17	1'27.416	P	21.356	26.907	17.616	21.537	344.0						
6	1'29.912		21.262	26.391	17.263	24.996	348.4	Run # 4	Front Tyre	Slick-Medium			Rear Tyre	Slick-Soft							
7	1'30.164		21.331	26.488	17.373	24.972	348.4					5 Laps at start									
8	1'29.922		21.319	26.387	17.287	24.929	346.1					New Tyre									
9	1'32.912	P	24.116	28.157	18.138	22.501	345.0	18	1'46.736		34.393	29.664	17.653	25.026							
Run # 2	Front Tyre	Slick-Medium			Rear Tyre	Slick-Medium			19	1'29.077		21.089	25.859	17.367	24.762	349.5					
				14 Laps at start				9 Laps at start				20			1'28.690		21.133	25.819	17.121	24.617	342.9
10	1'47.730		35.977	28.033	18.136	25.584		21	1'33.819		23.405	27.580	17.691	25.143	345.0						
11	1'32.147		22.039	27.084	17.726	25.298	345.0	6th	43	Jack MILLER			DUCATI			AUS					
12	1'30.986		21.555	26.675	17.572	25.184	345.0					Ducati Lenovo Team									
13	1'30.625		21.342	26.526	17.494	25.263	346.1					Runs=2 Total laps=22 Full laps=17									
14	1'32.292	P	22.779	28.452	18.620	22.441	344.0	Run # 1	Front Tyre	Slick-Soft			Rear Tyre	Slick-Medium							
Run # 3	Front Tyre	Slick-Medium			Rear Tyre	Slick-Soft															
				New Tyre				New Tyre													
15	1'42.732		32.881	27.041	17.728	25.082		1	2'24.757		34.907	27.025	17.748	25.291							
16	1'29.553		21.243	26.258	17.197	24.855	347.3	2	1'30.861		21.928	26.302	17.472	25.159	347.3						
17	1'29.305		21.137	26.215	17.238	24.715	348.4	3	1'29.962		21.608	26.104	17.388	24.862	347.3						
18	1'32.392	P	25.245	27.985	18.125	21.037	347.3	4	1'29.995		21.491	26.172	17.502	24.830	341.8						
Run # 4	Front Tyre	Slick-Medium			Rear Tyre	Slick-Soft			5	1'30.087		21.462	26.020	17.421	25.184	346.1					
				4 Laps at start				New Tyre													
19	1'46.499		32.918	30.492	17.973	25.116		6	1'36.324		24.262	29.252	17.726	25.084	326.3						
20	1'28.825		21.078	26.049	17.103	24.595	347.3	7	1'29.957		21.576	26.145	17.404	24.832	348.4						
21	1'28.639		20.963	26.038	17.147	24.491	347.3	8	1'30.020		21.447	26.152	17.515	24.906	349.5						
5th	72	Marco BEZZECCHI			DUCATI			ITA													
				Mooney VR46 Racing Team				Runs=3 Total laps=21 Full laps=14													
Run # 1	Front Tyre	Slick-Medium			Rear Tyre	Slick-Medium															
				16 Laps at start				16 Laps at start													
1	2'19.859		34.960	28.679	18.306	26.080		8	1'30.250		21.502	26.104	17.455	25.189	346.1						
2	1'32.485		22.153	27.226	17.779	25.327	336.5	9	1'34.573	P	25.398	28.866	18.489	21.820	342.9						
3	1'31.328		21.635	26.757	17.656	25.280	340.7	Run # 2	Front Tyre	Slick-Soft			Rear Tyre	Slick-Medium							
4	1'30.959		21.623	26.485	17.580	25.271	339.6					13 Laps at start				10 Laps at start					
5	1'30.927		21.505	26.419	17.607	25.396	345.0	11	1'45.945		34.944	27.166	18.030	25.805							
6	1'29.553	P	21.706	26.421	17.633	23.793	341.8	12	1'30.977		21.818	26.401	17.603	25.155	342.9						
Run # 2	Front Tyre	Slick-Medium			Rear Tyre	Slick-Medium			13	1'30.349		21.560	26.229	17.575	24.985	344.0					
				5 Laps at start				22 Laps at start													
7	1'47.198		35.055	27.815	18.277	26.051		14	1'30.589		21.726	26.275	17.487	25.101	345.0						
8	1'31.740		21.957	26.718	17.721	25.344	333.4	15	1'31.091		21.737	26.521	17.545	25.288	345.0						
9	1'31.402		21.639	26.722	17.637	25.404	338.6	16	1'32.276	P	22.726	29.408	18.392	21.750	346.1						
Run # 3	Front Tyre	Slick-Soft			Rear Tyre	Slick-Soft															
				New Tyre				New Tyre													
17	1'44.529		34.745	26.885	17.756	25.143		17	1'44.529		34.745	26.885	17.756	25.143							
18	1'28.822		21.285	25.809	17.156	24.572	346.1	18	1'28.822		21.285	25.809	17.156	24.572	346.1						
19	1'28.988		21.254	25.856	17.230	24.648	347.3	19	1'28.988		21.254	25.856	17.230	24.648	347.3						
20	1'38.003		24.857	30.568	17.754	24.824	346.1	20	1'38.003		24.857	30.568	17.754	24.824	346.1						
21	1'28.721		21.180	25.782	17.186	24.573	348.4	21	1'28.721		21.180	25.782	17.186	24.573	348.4						
22	1'41.673		28.259	28.584	19.208	25.622	349.5	22	1'41.673		28.259	28.584	19.208	25.622	349.5						
7th	73	Alex MARQUEZ			HONDA			SPA													
				LCR Honda CASTROL				Runs=3 Total laps=22 Full laps=15													
Run # 1	Front Tyre	Slick-Medium			Rear Tyre	Slick-Medium															
				New Tyre				New Tyre													
1	2'00.639		33.414	28.891	18.557	26.099		1	2'00.639		33.414	28.891	18.557	26.099							
2	1'32.479		22.120	27.093	17.956	25.310	333.4	2	1'32.479		22.120	27.093	17.956	25.310	333.4						

Fastest Lap: Marc MARQUEZ Repsol Honda Team SPA 1'28.462 20.952 25.761 17.154 24.595

These data/results cannot be reproduced, stored and/or transmitted in whole or in part by any manner of electronic, mechanical, photocopying, recording, broadcasting or otherwise now known or herein after developed without the previous express consent by the copyright owner, except for reproduction in daily press and regular printed publications on sale to the public within 60 days of the event related to those data/results and always provided that copyright symbol appears together as follows below.
© DORNA, 2022

Official MotoGP Timing by TISSOT
www.motogp.com

Phillip Island, Saturday, October 15, 2022

Page 2 of 8



Free Practice Nr. 3

MotoGP

Lap	Lap Time	T1	T2	T3	T4	Speed	Lap	Lap Time	T1	T2	T3	T4	Speed
3	1'30.633	21.535	26.391	17.631	25.076	342.9	18	1'28.768	21.094	25.900	17.257	24.517	348.4
4	1'30.616	21.486	26.436	17.705	24.989	346.1	19	1'38.897	24.967	29.775	18.531	25.624	350.6
5	1'30.060	21.347	26.339	17.438	24.936	345.0	9th 12 Maverick VIÑALES APRILIA SPA						
6	1'30.173	21.347	26.370	17.443	25.013	346.1	Aprilia Racing						
7	1'30.523	21.567	26.421	17.465	25.070	345.0	Runs=3 Total laps=20 Full laps=13						
8	1'31.367 P	22.761	28.376	18.241	21.989	344.0	Run #	1	Front Tyre	Slick-Medium	Rear Tyre	Slick-Soft	
Run # 2		Front Tyre Slick-Medium		Rear Tyre Slick-Medium									
		8 Laps at start		8 Laps at start									
9	1'47.322	36.200	27.683	18.136	25.303								
10	1'30.438	21.509	26.374	17.568	24.987	340.7							
11	1'30.123	21.337	26.404	17.406	24.976	346.1							
12	1'30.311	21.335	26.443	17.486	25.047	346.1							
13	1'30.865	21.597	26.495	17.708	25.065	346.1							
14	1'32.312 P	23.241	29.811	17.841	21.419	341.8	Run #	1	Front Tyre	Slick-Medium	Rear Tyre	Slick-Soft	
Run # 3		Front Tyre Slick-Medium		Rear Tyre Slick-Soft									
		New Tyre		New Tyre									
15	1'49.707	33.931	32.467	18.258	25.051								
16	1'29.214	21.199	26.085	17.295	24.635	346.1	Run #	2	Front Tyre	Slick-Medium	Rear Tyre	Slick-Medium	
17	1'39.686	28.618	28.708	17.609	24.751	347.3	5 Laps at start 5 Laps at start						
18	1'28.965	21.115	26.035	17.216	24.599	347.3	9	1'46.518	33.864	28.456	18.317	25.881	
19	1'30.008 P	22.565	27.906	17.941	21.596	342.9	10	1'32.577	22.097	26.970	17.709	25.801	334.4
Run # 4		Front Tyre Slick-Medium		Rear Tyre Slick-Soft									
		5 Laps at start		New Tyre									
20	1'46.882	35.294	28.646	17.636	25.306								
21	1'32.724	21.246	29.125	17.599	24.754	341.8	11	1'31.136	21.591	26.669	17.609	25.267	344.0
22	1'28.765	21.126	25.981	17.140	24.518	344.0	12	1'31.422	21.604	26.526	17.505	25.787	345.0
Run # 3		Front Tyre Slick-Medium		Rear Tyre Slick-Soft									
		New Tyre		New Tyre									
14	1'42.090	32.808	26.780	17.536	24.966								
15	1'29.196	21.268	25.991	17.159	24.778	348.4	13	1'30.877 P	23.382	27.452	18.038	22.005	342.9
16	1'31.498 P	22.836	28.297	17.991	22.374	346.1	Run #	3	Front Tyre	Slick-Medium	Rear Tyre	Slick-Soft	
Run # 4		Front Tyre Slick-Medium		Rear Tyre Slick-Soft									
		3 Laps at start		New Tyre									
17	1'42.365	33.134	26.536	17.708	24.987								
18	1'29.079	21.351	25.808	17.142	24.778	346.1	Run #	4	Front Tyre	Slick-Medium	Rear Tyre	Slick-Soft	
19	1'28.777	21.203	25.849	17.043	24.682	345.0	3 Laps at start New Tyre						
20	1'34.299	21.277	30.340	17.658	25.024	346.1	17	1'42.365	33.134	26.536	17.708	24.987	
Run # 3		Front Tyre Slick-Medium		Rear Tyre Slick-Soft									
		New Tyre		New Tyre									
18	1'29.079	21.351	25.808	17.142	24.778	346.1	18	1'29.079	21.351	25.808	17.142	24.778	346.1
19	1'28.777	21.203	25.849	17.043	24.682	345.0	19	1'28.777	21.203	25.849	17.043	24.682	345.0
20	1'34.299	21.277	30.340	17.658	25.024	346.1	20	1'34.299	21.277	30.340	17.658	25.024	346.1
Run # 4		Front Tyre Slick-Medium		Rear Tyre Slick-Soft									
		New Tyre		New Tyre									
17	1'42.365	33.134	26.536	17.708	24.987								
18	1'29.079	21.351	25.808	17.142	24.778	346.1	10th 20 Fabio QUARTARARO YAMAHA FRA						
19	1'28.777	21.203	25.849	17.043	24.682	345.0	Monster Energy Yamaha MotoGP						
20	1'34.299	21.277	30.340	17.658	25.024	346.1	Runs=3 Total laps=23 Full laps=16						
Run # 1		Front Tyre Slick-Soft		Rear Tyre Slick-Medium									
		New Tyre		16 Laps at start									
1	2'50.448	34.491	28.638	18.357	26.243								
2	1'31.960	21.991	26.877	17.660	25.432	333.4	Run #	1	Front Tyre	Slick-Soft	Rear Tyre	Slick-Medium	
3	1'31.187	21.728	26.520	17.624	25.315	339.6	New Tyre 16 Laps at start						
4	1'30.891	21.617	26.480	17.527	25.267	341.8	1	2'50.448	34.491	28.638	18.357	26.243	
5	1'31.033	21.607	26.503	17.582	25.341	341.8	2	1'31.960	21.991	26.877	17.660	25.432	333.4
6	1'30.940	21.578	26.520	17.566	25.276	340.7	3	1'31.187	21.728	26.520	17.624	25.315	339.6
7	1'31.250	21.576	26.475	17.775	25.424	339.6	4	1'30.891	21.617	26.480	17.527	25.267	341.8
8	1'31.379	21.622	26.677	17.655	25.425	340.7	5	1'31.033	21.607	26.503	17.582	25.341	341.8
9	1'32.549 P	23.407	29.236	18.196	21.710	339.6	6	1'30.940	21.578	26.520	17.566	25.276	340.7
Run # 2		Front Tyre Slick-Soft		Rear Tyre Slick-Soft									
		9 Laps at start		4 Laps at start									
10	1'45.256	34.571	27.637	17.774	25.274								
11	1'29.700	21.450	26.205	17.236	24.809	341.8	Run #	2	Front Tyre	Slick-Soft	Rear Tyre	Slick-Soft	
12	1'29.739	21.430	26.244	17.283	24.782	341.8	9 Laps at start 4 Laps at start						
13	1'29.620	21.331	26.163	17.245	24.881	344.0	10	1'45.256	34.571	27.637	17.774	25.274	
14	1'29.685	21.314	26.137	17.267	24.967	344.0	11	1'29.700	21.450	26.205	17.236	24.809	341.8
Run # 4		Front Tyre Slick-Soft		Rear Tyre Slick-Soft									
		4 Laps at start		New Tyre									
16	1'41.884	33.158	26.473	17.553	24.700								
17	1'28.992	21.187	25.912	17.289	24.604	349.5	12	1'29.739	21.430	26.244	17.283	24.782	341.8

Fastest Lap: Marc MARQUEZ Repsol Honda Team SPA **1'28.462** 20.952 25.761 17.154 24.595

These data/results cannot be reproduced, stored and/or transmitted in whole or in part by any manner of electronic, mechanical, photocopying, recording, broadcasting or otherwise now known or herein after developed without the previous express consent by the copyright owner, except for reproduction in daily press and regular printed publications on sale to the public within 60 days of the event related to those data/results and always provided that copyright symbol appears together as follows below.
© DORNA, 2022

Official MotoGP Timing by TISSOT
www.motogp.com

Phillip Island, Saturday, October 15, 2022

Page 3 of 8



Free Practice Nr. 3

MotoGP

Lap	Lap Time		T1	T2	T3	T4	Speed	Lap	Lap Time		T1	T2	T3	T4	Speed	
15	1'29.310	P	23.171	27.298	17.737	21.104	342.9	6	1'35.758	P	21.927	29.885	17.901	26.045	337.5	
<i>Run #</i>	3	<i>Front Tyre</i>	Slick-Soft		<i>Rear Tyre</i>		Slick-Soft	<i>Run #</i>	2	<i>Front Tyre</i>	Slick-Medium		<i>Rear Tyre</i>		Slick-Medium	
			New Tyre				New Tyre				19 Laps at start		19 Laps at start			
16	1'47.973		38.692	27.052	17.479	24.750		7	1'43.308		33.100	27.186	17.728	25.294		
17	1'37.187		21.131	32.211	19.011	24.834	347.3	8	1'31.133		21.680	26.627	17.445	25.381	342.9	
18	1'32.364		21.398	28.906	17.361	24.699	348.4	9	1'30.354		21.513	26.356	17.406	25.079	345.0	
19	1'29.039		21.208	25.933	17.167	24.731	342.9	10	1'32.709	P	23.188	27.732	18.268	23.521	348.4	
20	1'25.490	P	21.330	26.151	17.375	20.634	344.0	<i>Run #</i>	3	<i>Front Tyre</i>	Slick-Medium		<i>Rear Tyre</i>		Slick-Soft	
											New Tyre				New Tyre	
			5 Laps at start				New Tyre									
21	1'43.365		33.832	26.706	17.598	25.229		11	1'44.343		34.253	27.147	17.817	25.126		
22	1'32.503		21.205	29.306	17.243	24.749	344.0	12	1'29.886		21.478	26.319	17.310	24.779	346.1	
23	1'28.858		21.212	25.909	17.104	24.633	341.8	13	1'29.353		21.191	26.122	17.118	24.922	348.4	
								14	1'29.259		21.167	26.069	17.298	24.725	345.0	
								15	1'30.271	P	23.346	27.669	17.822	21.434	328.3	

11th **5** **Johann ZARCO** DUCATI FRA
Prima Pramac Racing

Runs=3 Total laps=20 Full laps=13

Run #	1	Front Tyre	Slick-Soft	Rear Tyre	Slick-Medium	Speed	
			New Tyre		New Tyre		
1	2'44.419	33.779	28.772	18.159	25.773		
2	1'30.736	21.869	26.514	17.518	24.835	334.4	
3	1'29.719	21.348	26.274	17.397	24.700	346.1	
4	1'30.171	21.448	26.401	17.407	24.915	344.0	
5	1'30.714	21.824	26.388	17.494	25.008	347.3	
6	1'29.934	21.448	26.160	17.369	24.957	347.3	
7	1'29.879	21.379	26.157	17.462	24.881	347.3	
8	1'34.458	P	21.752	30.101	19.995	22.610	345.0
<i>Run #</i>	2	<i>Front Tyre</i>	Slick-Soft		<i>Rear Tyre</i>		Slick-Medium
			8 Laps at start				8 Laps at start
9	1'46.488	34.453	28.628	18.151	25.256		
10	1'30.077	21.440	26.506	17.347	24.784	346.1	
11	1'30.384	21.432	26.334	17.605	25.013	332.3	
12	1'31.089	22.190	26.409	17.516	24.974	331.3	
13	1'29.985	21.382	26.269	17.389	24.945	346.1	
14	1'31.701	P	21.768	28.162	19.317	22.454	338.6
<i>Run #</i>	3	<i>Front Tyre</i>	Slick-Soft		<i>Rear Tyre</i>		Slick-Soft
			New Tyre				New Tyre
15	1'43.901	33.744	27.419	17.764	24.974		
16	1'29.206	21.238	25.969	17.302	24.697	350.6	
17	1'29.798	P	23.029	27.216	17.764	21.789	337.5
<i>Run #</i>	4	<i>Front Tyre</i>	Slick-Soft		<i>Rear Tyre</i>		Slick-Soft
			3 Laps at start				New Tyre
18	1'44.979	33.351	29.252	17.536	24.840		
19	1'28.903	21.126	25.958	17.270	24.549	349.5	
20	1'42.072	25.644	33.004	18.213	25.211	335.4	

12th **36** **Joan MIR** SUZUKI SPA
Team SUZUKI ECSTAR

Runs=3 Total laps=20 Full laps=13

Run #	1	Front Tyre	Slick-Medium	Rear Tyre	Slick-Medium	Speed
			13 Laps at start		13 Laps at start	
1	2'13.458	35.128	28.735	18.558	26.139	
2	1'32.975	22.424	27.327	17.892	25.332	336.5
3	1'32.415	21.823	26.640	17.631	26.321	339.6
4	1'30.900	21.624	26.572	17.570	25.134	337.5
5	1'30.370	21.519	26.421	17.404	25.026	341.8

Run #	4	Front Tyre	Slick-Medium	Rear Tyre	Slick-Soft	Speed
			5 Laps at start		New Tyre	
16	1'42.615	33.727	26.525	17.545	24.818	
17	1'30.556	21.877	26.282	17.509	24.888	334.4
18	1'29.177	21.147	26.126	17.235	24.669	349.5
19	1'28.920	21.113	26.018	17.112	24.677	348.4
20	2'00.307	30.496	35.108			337.5

13th **35** **Cal CRUTCHLOW** YAMAHA GBR
WithU Yamaha RNF MotoGP Team

Runs=3 Total laps=20 Full laps=13

Run #	1	Front Tyre	Slick-Medium	Rear Tyre	Slick-Medium	Speed	
			3 Laps at start		12 Laps at start		
1	2'17.627	35.230	29.799	20.599	26.112		
2	1'36.391	23.242	29.817	17.997	25.335	325.4	
3	1'32.475	21.790	26.591	17.759	26.335	333.4	
4	1'31.115	21.626	26.538	17.738	25.213	334.4	
5	1'31.129	21.814	26.485	17.672	25.158	341.8	
6	1'31.036	21.702	26.506	17.639	25.189	341.8	
7	1'40.338	21.792	34.982	18.071	25.493	344.0	
8	1'29.102	P	21.750	26.517	17.556	23.279	340.7
<i>Run #</i>	2	<i>Front Tyre</i>	Slick-Medium		<i>Rear Tyre</i>		Slick-Medium
			11 Laps at start				20 Laps at start
9	1'52.276	35.565	30.216	20.668	25.827		
10	1'35.382	21.844	27.874	19.293	26.371	340.7	
11	1'31.129	21.670	26.583	17.642	25.234	339.6	
12	1'31.242	21.735	26.533	17.695	25.279	339.6	
13	1'26.971	P	21.780	26.748	17.744	20.699	340.7
<i>Run #</i>	3	<i>Front Tyre</i>	Slick-Medium		<i>Rear Tyre</i>		Slick-Soft
			New Tyre				New Tyre
14	1'42.893	33.219	26.940	17.651	25.083		
15	1'29.542	21.453	25.971	17.359	24.759	342.9	
16	1'28.666	P	22.029	28.453	17.869	20.315	338.6
<i>Run #</i>	4	<i>Front Tyre</i>	Slick-Medium		<i>Rear Tyre</i>		Slick-Soft
			3 Laps at start				New Tyre
17	2'10.236	42.549	44.956	17.881	24.850		
18	1'29.063	21.348	25.931	17.184	24.600	340.7	
19	1'42.971	30.780	29.913	17.514	24.764	340.7	
20	1'28.945	21.241	25.944	17.203	24.557	339.6	

Fastest Lap: Marc MARQUEZ Repsol Honda Team SPA **1'28.462** 20.952 25.761 17.154 24.595

These data/results cannot be reproduced, stored and/or transmitted in whole or in part by any manner of electronic, mechanical, photocopying, recording, broadcasting or otherwise now known or herein after developed without the previous express consent by the copyright owner, except for reproduction in daily press and regular printed publications on sale to the public within 60 days of the event related to those data/results and always provided that copyright symbol appears together as follows below.
© DORNA, 2022



Free Practice Nr. 3

MotoGP

Lap	Lap Time	T1	T2	T3	T4	Speed	Lap	Lap Time	T1	T2	T3	T4	Speed		
14th	23	Enea BASTIANINI					DUCATI	ITA	15	1'42.489	33.151	26.693	17.713	24.932	
		Gresini Racing MotoGP							16	1'29.164	21.054	26.045	17.274	24.791	345.0
		Runs=2		Total laps=20		Full laps=15			17	1'29.095	21.121	26.092	17.178	24.704	341.8
		<i>Run #</i>	<i>1</i>	<i>Front Tyre</i>	<i>Slick-Soft</i>	<i>Rear Tyre</i>	<i>Slick-Medium</i>		18	1'47.935	25.893	35.035	20.408	26.599	342.9
					3 Laps at start		10 Laps at start								
		1	2'29.168	33.736	28.419	18.157	25.573								
		2	1'31.726	21.880	26.986	17.668	25.192	345.0							
		3	1'30.996	21.574	26.701	17.606	25.115	349.5							
16th	88	Miguel OLIVEIRA					KTM	POR							
		Red Bull KTM Factory Racing							Runs=2		Total laps=19		Full laps=14		
		<i>Run #</i>	<i>1</i>	<i>Front Tyre</i>	<i>Slick-Medium</i>	<i>Rear Tyre</i>	<i>Slick-Soft</i>								
					4 Laps at start		4 Laps at start								
		1	2'15.014	34.334	28.436	18.290	25.828								
		2	1'32.285	22.145	27.430	17.706	25.004	319.6							
		3	1'30.628	21.510	26.552	17.448	25.118	321.5							
		4	1'34.044	21.518	26.443	19.773	26.310	313.1							
		5	1'29.658	21.387	26.216	17.332	24.723	326.3							
		6	1'29.955	21.434	26.369	17.316	24.836	322.5							
		7	1'31.268	21.582	26.875	17.670	25.141	327.3							
15th	44	Poi ESPARGARO					HONDA	SPA							
		Repsol Honda Team							Runs=3		Total laps=18		Full laps=11		
		<i>Run #</i>	<i>1</i>	<i>Front Tyre</i>	<i>Slick-Medium</i>	<i>Rear Tyre</i>	<i>Slick-Soft</i>								
					5 Laps at start		5 Laps at start								
		1	2'14.242	34.121	28.745	18.710	26.061								
		2	1'35.605	21.984	30.178	18.080	25.363	337.5							
		3	1'30.735	21.563	26.633	17.515	25.024	342.9							
		4	1'30.420	21.452	26.301	17.485	25.182	340.7							
		5	1'30.082	21.364	26.298	17.436	24.984	345.0							
		6	1'35.592 P	21.558	29.736	18.091	26.207	341.8							
		7	1'49.543	33.870	28.569	20.658	26.446								
17th	42	Alex RINS					SUZUKI	SPA							
		Team SUZUKI ECSTAR							Runs=4		Total laps=21		Full laps=13		
		<i>Run #</i>	<i>1</i>	<i>Front Tyre</i>	<i>Slick-Soft</i>	<i>Rear Tyre</i>	<i>Slick-Medium</i>								
					4 Laps at start		4 Laps at start								
		1	2'30.074	34.032	28.204	18.454	25.869								
		2	1'31.457	21.929	26.768	17.560	25.200	338.6							
		3	1'30.459	21.512	26.480	17.458	25.009	341.8							
		4	1'31.287	21.562	26.733	17.722	25.270	329.3							
		5	1'30.759	21.611	26.551	17.493	25.104	341.8							
		6	1'30.312	21.337	26.339	17.488	25.148	346.1							
		7	1'28.418 P	21.495	26.410	17.523	22.990	345.0							
8	1'46.509	34.757	27.623	18.408	25.721										
9	1'31.653	21.611	26.812	17.744	25.486	342.9									
10	1'34.031	23.440	27.595	17.734	25.262	325.4									
11	1'30.889	21.443	26.475	17.503	25.468	346.1									
12	1'31.027	21.707	26.522	17.563	25.235	327.3									
13	1'32.658 P	22.557	28.417	18.444	23.240	338.6									

Fastest Lap: Marc MARQUEZ Repsol Honda Team SPA **1'28.462** 20.952 25.761 17.154 24.595

These data/results cannot be reproduced, stored and/or transmitted in whole or in part by any manner of electronic, mechanical, photocopying, recording, broadcasting or otherwise now known or herein after developed without the previous express consent by the copyright owner, except for reproduction in daily press and regular printed publications on sale to the public within 60 days of the event related to those data/results and always provided that copyright symbol appears together as follows below.
© DORNA, 2022

Official MotoGP Timing by TISSOT
www.motogp.com



Free Practice Nr. 3

MotoGP

Lap	Lap Time	T1	T2	T3	T4	Speed	Lap	Lap Time	T1	T2	T3	T4	Speed
Run # 3	Front Tyre Slick-Soft	Rear Tyre Slick-Soft					5	1'50.724	34.901	31.579	18.763	25.481	
	New Tyre	New Tyre					6	1'31.995	21.982	27.368	17.490	25.155	314.0
14	1'51.497	36.177	31.905	18.114	25.301		7	1'30.893	21.602	26.586	17.509	25.196	325.4
15	1'29.552	21.324	26.211	17.300	24.717	342.9	8	1'31.940	21.802	27.032	17.878	25.228	323.4
16	1'29.563	21.340	26.110	17.278	24.835	347.3	9	1'31.896	21.845	26.796	17.745	25.510	337.5
17	1'34.804 P	24.460	27.932	20.345	22.067	341.8	10	1'35.862 P	24.481	27.824	20.766	22.791	333.4

Run #	4	Front Tyre	Slick-Soft	Rear Tyre	Slick-Soft	Speed	Run #	3	Front Tyre	Slick-Medium	Rear Tyre	Slick-Soft	Speed	
		4 Laps at start			New Tyre				New Tyre			New Tyre		
18	1'44.217	33.508	27.484	18.064	25.161		11	1'51.797	35.961	28.996	18.512	28.328		
19	1'29.171	21.180	26.172	17.134	24.685	348.4	12	1'30.561	21.587	26.777	17.338	24.859	332.3	
20	1'29.144	21.195	26.062	17.177	24.710	346.1	13	1'29.874	21.368	26.303	17.352	24.851	339.6	
	PIT	26.481	30.567	20.549	25.151	344.0	14	1'32.277 P	24.646	27.652	18.170	21.809	324.4	

18th 49 **Fabio DI GIANNANTONI** DUCATI ITA
Gresini Racing MotoGP

Runs=3 Total laps=20 Full laps=13

Run #	1	Front Tyre	Slick-Medium	Rear Tyre	Slick-Medium	Speed
		4 Laps at start			New Tyre	
1	2'15.104	33.414	28.095	18.152	25.555	
2	1'31.753	21.734	27.256	17.571	25.192	333.4
3	1'31.043	21.545	26.613	17.683	25.202	336.5
4	1'30.486	21.348	26.502	17.518	25.118	345.0
5	1'30.364	21.461	26.444	17.425	25.034	344.0
6	1'30.490	21.505	26.508	17.471	25.006	341.8
7	1'32.881 P	25.090	27.748	18.230	21.813	338.6

Run #	2	Front Tyre	Slick-Medium	Rear Tyre	Slick-Medium	Speed
		11 Laps at start			7 Laps at start	
8	1'46.393	35.765	27.392	17.862	25.374	
9	1'31.032	21.595	26.653	17.556	25.228	341.8
10	1'31.100	21.548	26.666	17.620	25.266	345.0
11	1'30.898	21.421	26.692	17.607	25.178	341.8
12	1'32.637 P	21.592	29.750	19.067	22.228	342.9

Run #	3	Front Tyre	Slick-Medium	Rear Tyre	Slick-Soft	Speed
		New Tyre			New Tyre	
13	1'43.802	33.331	27.392	17.920	25.159	
14	1'30.466	21.892	26.246	17.372	24.956	345.0
15	1'32.909	21.339	27.594	18.739	25.237	344.0
16	1'29.773	21.367	26.193	17.318	24.895	338.6
17	1'29.845	21.237	26.351	17.347	24.910	342.9
18	1'27.438 P	22.367	26.811	17.680	20.580	341.8

Run #	4	Front Tyre	Slick-Medium	Rear Tyre	Slick-Soft	Speed
		6 Laps at start			New Tyre	
19	1'46.500	33.155	30.871	17.508	24.966	
20	1'29.526	21.144	26.116	17.562	24.704	346.1

19th 25 **Raul FERNANDEZ** KTM SPA
Tech3 KTM Factory Racing

Runs=3 Total laps=17 Full laps=10

Run #	1	Front Tyre	Slick-Medium	Rear Tyre	Slick-Soft	Speed
		5 Laps at start			5 Laps at start	
1	2'24.685	34.190	28.008	18.399	25.667	
2	1'31.802	22.112	26.926	17.654	25.110	334.4
3	1'30.717	21.601	26.428	17.491	25.197	333.4
4	1'31.147 P	21.587	26.786	19.772	23.002	336.5

Run #	2	Front Tyre	Slick-Medium	Rear Tyre	Slick-Soft	Speed
		9 Laps at start			9 Laps at start	

20th 33 **Brad BINDER** KTM RSA
Red Bull KTM Factory Racing

Runs=2 Total laps=22 Full laps=17

Run #	1	Front Tyre	Slick-Medium	Rear Tyre	Slick-Soft	Speed
		New Tyre			5 Laps at start	
1	2'16.339	34.687	28.956	18.699	25.536	
2	1'31.843	22.067	26.979	17.760	25.037	328.3
3	1'30.983	21.734	26.722	17.469	25.058	334.4
4	1'30.790	21.620	26.596	17.558	25.016	332.3
5	1'30.569	21.643	26.473	17.479	24.974	333.4
6	1'30.730	21.462	26.665	17.561	25.042	336.5
7	1'37.548	23.720	30.784	17.881	25.163	339.6
8	1'31.443	21.652	26.704	17.778	25.309	339.6
9	1'34.180	24.278	27.104	17.622	25.176	335.4
10	1'31.476	21.740	26.855	17.697	25.184	339.6
11	1'36.309	21.728	30.096	18.173	26.312	338.6
12	1'31.493	21.584	26.879	17.705	25.325	340.7
13	1'32.216 P	21.704	26.922	19.691	23.899	341.8

20th 33 **Brad BINDER** KTM RSA
Red Bull KTM Factory Racing

Runs=2 Total laps=22 Full laps=17

Run #	2	Front Tyre	Slick-Medium	Rear Tyre	Slick-Soft	Speed
		New Tyre			New Tyre	
14	1'51.850	36.733	31.501	18.167	25.449	
15	1'32.548	21.616	28.363	17.778	24.791	341.8
16	1'29.801	21.284	26.336	17.355	24.826	346.1
17	1'30.311	21.494	26.260	17.587	24.970	342.9
18	1'30.160	21.517	26.281	17.337	25.025	341.8
19	1'33.410 P	24.423	29.356	17.803	21.828	342.9

Run #	3	Front Tyre	Slick-Medium	Rear Tyre	Slick-Soft	Speed
		6 Laps at start			New Tyre	
20	1'47.419	34.665	30.025	18.012	24.717	
21	1'29.782	21.302	26.232	17.513	24.735	346.1
22	1'29.589	21.236	26.311	17.280	24.762	344.0

21st 21 **Franco MORBIDELLI** YAMAHA ITA
Monster Energy Yamaha MotoGP

Runs=3 Total laps=22 Full laps=15

Run #	1	Front Tyre	Slick-Medium	Rear Tyre	Slick-Medium	Speed
		13 Laps at start			13 Laps at start	
1	2'05.783	34.343	28.576	18.510	25.743	

Fastest Lap: Marc MARQUEZ Repsol Honda Team SPA **1'28.462** 20.952 25.761 17.154 24.595

These data/results cannot be reproduced, stored and/or transmitted in whole or in part by any manner of electronic, mechanical, photocopying, recording, broadcasting or otherwise now known or herein after developed without the previous express consent by the copyright owner, except for reproduction in daily press and regular printed publications on sale to the public within 60 days of the event related to those data/results and always provided that copyright symbol appears together as follows below.
© DORNA, 2022

Official MotoGP Timing by TISSOT
www.motogp.com

Phillip Island, Saturday, October 15, 2022

Page 6 of 8



Free Practice Nr. 3

MotoGP

Lap	Lap Time	T1	T2	T3	T4	Speed	Lap	Lap Time	T1	T2	T3	T4	Speed
2	1'32.119	22.032	26.934	17.819	25.334	339.6	19	1'30.001	21.495	26.311	17.248	24.947	337.5
3	1'31.310	21.720	26.752	17.643	25.195	339.6	20	1'29.691	21.317	26.285	17.201	24.888	338.6
4	1'31.220	21.689	26.727	17.616	25.188	339.6	21	1'34.020	21.449	27.924	18.963	25.684	340.7
5	1'31.053	21.597	26.564	17.625	25.267	339.6	23rd 45 Tetsuta NAGASHIMA HONDA JPN						
6	1'34.461	21.629	29.268	18.154	25.410	339.6	LCR Honda IDEMITSU						
7	1'31.922	21.602	26.621	17.551	26.148	338.6	Runs=2 Total laps=19 Full laps=14						
8	1'31.195	21.612	26.651	17.691	25.241	337.5	Run #	1	Front Tyre	Slick-Medium	Rear Tyre	Slick-Soft	
9	1'40.173	24.314	32.089	18.225	25.545	338.6	6 Laps at start 6 Laps at start						
10	1'38.439 P	25.528	32.712	18.092	22.107	301.8	1	2'01.612	33.200	28.305	18.145	25.798	
Run # 2		Front Tyre	Slick-Medium	Rear Tyre	Slick-Medium		2	1'31.846	21.689	26.904	17.909	25.344	339.6
		New Tyre		New Tyre			3	1'31.508	21.893	26.599	17.708	25.308	339.6
11	1'44.855	34.512	27.311	17.856	25.176		4	1'31.246	21.572	26.680	17.639	25.355	342.9
12	1'32.758	21.398	28.133	17.893	25.334	342.9	5	1'32.650	21.657	27.021	18.142	25.830	340.7
13	1'29.920	21.383	26.260	17.426	24.851	342.9	6	1'37.702	23.368	30.900	17.985	25.449	340.7
14	1'31.914 P	22.041	29.102	18.194	22.577	344.0	7	1'31.915	21.786	26.903	17.744	25.482	340.7
Run # 3		Front Tyre	Slick-Medium	Rear Tyre	Slick-Soft		8	1'31.916	21.713	26.924	17.793	25.486	337.5
		4 Laps at start		New Tyre			9	1'31.256 P	22.517	27.703	18.005	23.031	319.6
15	1'45.709	34.774	27.009	17.983	25.943		Run # 2		Front Tyre	Slick-Medium	Rear Tyre	Slick-Soft	
16	1'29.824	21.483	26.229	17.421	24.691	345.0			New Tyre		New Tyre		
17	1'29.654	21.235	26.214	17.374	24.831	342.9	10	1'46.766	35.465	27.918	18.094	25.289	
18	1'29.564 P	23.823	27.248	17.850	20.643	341.8	11	1'30.623	21.529	26.573	17.504	25.017	342.9
Run # 4		Front Tyre	Slick-Medium	Rear Tyre	Slick-Soft		12	1'30.420	21.482	26.410	17.482	25.046	342.9
		8 Laps at start		New Tyre			13	1'33.245	21.531	27.037	17.845	26.832	342.9
19	1'41.858	33.097	26.571	17.399	24.791		14	1'31.240	21.492	26.683	17.499	25.566	342.9
20	1'30.216	21.407	26.537	17.408	24.864	342.9	15	1'29.504 P	21.808	27.088	18.175	22.433	338.6
21	1'50.039	21.358	29.782	22.358	36.541	342.9	Run # 3		Front Tyre	Slick-Medium	Rear Tyre	Slick-Soft	
22	1'29.924	21.694	26.179	17.326	24.725	325.4			6 Laps at start		New Tyre		
Run # 1		Front Tyre	Slick-Medium	Rear Tyre	Slick-Soft		16	1'42.234	32.485	27.024	17.580	25.145	
		4 Laps at start		4 Laps at start			17	1'33.450	21.554	27.681	18.648	25.567	339.6
1	2'14.378	36.402	28.844	18.855	28.841		18	1'30.073	21.308	26.396	17.355	25.014	345.0
2	1'32.474	22.109	27.343	17.669	25.353	318.7	19	1'42.402	21.347	36.314	18.782	25.959	341.8
3	1'31.347	21.851	26.923	17.415	25.158	320.5	24th 40 Darryn BINDER YAMAHA RSA						
4	1'30.781	21.674	26.520	17.484	25.103	326.3	WithU Yamaha RNF MotoGP Team						
5	1'30.387	21.647	26.415	17.265	25.060	332.3	Runs=2 Total laps=20 Full laps=15						
6	1'30.496	21.610	26.483	17.325	25.078	332.3	Run #	1	Front Tyre	Slick-Soft	Rear Tyre	Slick-Soft	
7	1'41.324	23.996	32.016	18.804	26.508	337.5	4 Laps at start 4 Laps at start						
8	1'31.214	21.535	27.054	17.549	25.076	335.4	1	2'07.135	34.175	28.516	18.326	26.332	
9	1'30.406	21.640	26.414	17.269	25.083	339.6	2	1'32.342	22.187	26.934	17.802	25.419	330.3
10	1'33.509	23.687	26.984	17.698	25.140	336.5	3	1'30.922	21.719	26.583	17.608	25.012	335.4
11	1'33.778 P	21.572	27.004	20.102	25.100	338.6	4	1'31.060	21.624	26.646	17.685	25.105	333.4
Run # 2		Front Tyre	Slick-Medium	Rear Tyre	Slick-Soft		5	1'30.914	21.604	26.502	17.598	25.210	337.5
		New Tyre		New Tyre			6	1'35.611	21.625	27.099	20.896	25.991	334.4
12	1'50.689	37.672	28.606	18.444	25.967		7	1'31.593	21.781	26.726	17.779	25.307	334.4
13	1'33.971	21.592	26.511	17.217	28.651	338.6	8	1'31.404	21.688	26.601	17.822	25.293	338.6
14	1'29.950	21.584	26.344	17.161	24.861	338.6	9	1'33.259 P	22.028	27.301	17.878	26.052	329.3
15	1'29.892	21.599	26.236	17.135	24.922	336.5	Run # 2		Front Tyre	Slick-Soft	Rear Tyre	Slick-Medium	
16	1'33.388 P	21.935	29.569	18.426	23.458	339.6			New Tyre		New Tyre		
Run # 3		Front Tyre	Slick-Medium	Rear Tyre	Slick-Soft		10	1'56.976	41.094	30.560	18.981	26.341	
		5 Laps at start		New Tyre			11	1'38.191	25.021	28.508	18.902	25.760	328.3
17	1'51.706	33.804	27.709	23.606	26.587		12	1'31.187	21.860	26.709	17.527	25.091	335.4
18	1'35.499	22.655	27.142	17.532	28.170	333.4	13	1'31.018	21.777	26.506	17.615	25.120	335.4
Run # 1		Front Tyre	Slick-Medium	Rear Tyre	Slick-Soft		14	1'32.381	22.112	27.671	17.552	25.046	334.4
		4 Laps at start		New Tyre			15	1'30.757	21.637	26.466	17.517	25.137	340.7
1	2'07.135	34.175	28.516	18.326	26.332		16	1'29.451 P	22.190	26.994	18.104	22.163	336.5

Fastest Lap: Marc MARQUEZ Repsol Honda Team SPA 1'28.462 20.952 25.761 17.154 24.595

These data/results cannot be reproduced, stored and/or transmitted in whole or in part by any manner of electronic, mechanical, photocopying, recording, broadcasting or otherwise now known or herein after developed without the previous express consent by the copyright owner, except for reproduction in daily press and regular printed publications on sale to the public within 60 days of the event related to those data/results and always provided that copyright symbol appears together as follows below.
© DORNA, 2022



Free Practice Nr. 3

MotoGP

Lap	Lap Time	T1	T2	T3	T4	Speed	Lap	Lap Time	T1	T2	T3	T4	Speed
Run #	3	Front Tyre Slick-Soft			Rear Tyre Slick-Soft								
		7 Laps at start			New Tyre								
17	2'06.481	34.286	29.368	36.702	26.125								
18	1'30.336	21.661	26.468	17.329	24.878	339.6							
19	1'41.563	21.372	36.718	18.502	24.971	334.4							
20	1'30.344	21.429	26.404	17.457	25.054	339.6							

Fastest Lap: Marc MARQUEZ Repsol Honda Team SPA **1'28.462** 20.952 25.761 17.154 24.595

These data/results cannot be reproduced, stored and/or transmitted in whole or in part by any manner of electronic, mechanical, photocopying, recording, broadcasting or otherwise now known or herein after developed without the previous express consent by the copyright owner, except for reproduction in daily press and regular printed publications on sale to the public within 60 days of the event related to those data/results and always provided that copyright symbol appears together as follows below.
© DORNA, 2022


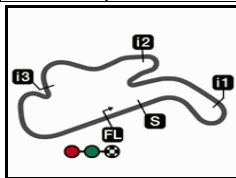
Official MotoGP Timing by **TISSOT**
www.motogp.com

Phillip Island, Saturday, October 15, 2022

Page 8 of 8



Phillip Island

Results and timing service provided by  TISSOT

4448 m.

ANIMOCA BRANDS AUSTRALIAN MOTORCYCLE GRAND PRIX

Free Practice Nr. 3

Best Partial Times

MotoGP™

IT Ideal Lap Time, sum of the best partial times

BT Best Lap Time


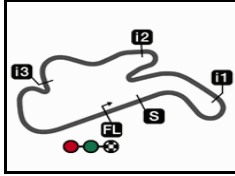
T1		T2		T3		T4				IT		BT	
Pos	Rider	Time	Rider	Time	Rider	Time	Rider	Time	Pos	Rider	IT	BT	
1	M.MARQUEZ	20.952	J.MARTIN	25.728	M.VIÑALES	17.043	L.MARINI	24.428	1	M.MARQUEZ	1'28.371	1'28.462	(1)
2	A.ESPARGARO	20.963	M.MARQUEZ	25.761	A.ESPARGARO	17.103	A.ESPARGARO	24.491	2	M.BEZZECCHI	1'28.567	1'28.690	(5)
3	L.MARINI	20.997	F.BAGNAIA	25.779	F.QUARTARARO	17.104	M.MARQUEZ	24.507	3	L.MARINI	1'28.592	1'28.592	(2)
4	M.BEZZECCHI	21.010	J.MILLER	25.782	J.MIR	17.112	F.BAGNAIA	24.517	4	A.ESPARGAR	1'28.595	1'28.639	(4)
5	J.MARTIN	21.047	M.VIÑALES	25.808	M.BEZZECCHI	17.121	A.MARQUEZ	24.518	5	J.MARTIN	1'28.616	1'28.616	(3)
6	P.ESPARGARO	21.054	M.BEZZECCHI	25.819	A.RINS	17.134	J.ZARCO	24.549	6	F.BAGNAIA	1'28.647	1'28.768	(8)
7	F.BAGNAIA	21.094	F.QUARTARARO	25.909	R.GARDNER	17.135	C.CRUTCHLOW	24.557	7	J.MILLER	1'28.690	1'28.721	(6)
8	J.MIR	21.113	M.OLIVEIRA	25.921	A.MARQUEZ	17.140	J.MILLER	24.572	8	M.VIÑALES	1'28.736	1'28.777	(9)
9	E.BASTIANINI	21.114	C.CRUTCHLOW	25.931	M.MARQUEZ	17.151	J.MARTIN	24.616	9	A.MARQUEZ	1'28.754	1'28.765	(7)
10	A.MARQUEZ	21.115	J.ZARCO	25.958	J.MILLER	17.156	M.BEZZECCHI	24.617	10	F.QUARTARAR	1'28.777	1'28.858	(10)
11	J.ZARCO	21.126	E.BASTIANINI	25.971	L.MARINI	17.161	F.QUARTARARO	24.633	11	J.ZARCO	1'28.903	1'28.903	(11)
12	F.QUARTARARO	21.131	A.MARQUEZ	25.981	P.ESPARGARO	17.178	M.OLIVEIRA	24.649	12	J.MIR	1'28.912	1'28.920	(12)
13	DI GIANNANTO	21.144	L.MARINI	26.006	M.OLIVEIRA	17.180	J.MIR	24.669	13	C.CRUTCHLO	1'28.913	1'28.945	(13)
14	A.RINS	21.180	J.MIR	26.018	C.CRUTCHLOW	17.184	M.VIÑALES	24.682	14	P.ESPARGAR	1'28.978	1'29.095	(15)
15	J.MILLER	21.180	A.ESPARGARO	26.038	J.MARTIN	17.225	A.RINS	24.685	15	E.BASTIANINI	1'29.023	1'29.023	(14)
16	M.VIÑALES	21.203	P.ESPARGARO	26.045	E.BASTIANINI	17.227	F.MORBIDELLI	24.691	16	M.OLIVEIRA	1'29.059	1'29.133	(16)
17	R.FERNANDEZ	21.210	A.RINS	26.062	R.FERNANDEZ	17.229	P.ESPARGARO	24.701	17	A.RINS	1'29.061	1'29.144	(17)
18	F.MORBIDELLI	21.235	F.DI GIANNANTO	26.116	F.BAGNAIA	17.257	F.DI GIANNANTO	24.704	18	F.DI GIANNAN	1'29.282	1'29.526	(18)
19	B.BINDER	21.236	F.MORBIDELLI	26.179	J.ZARCO	17.270	E.BASTIANINI	24.711	19	F.MORBIDELLI	1'29.431	1'29.654	(21)
20	C.CRUTCHLOW	21.241	B.BINDER	26.232	B.BINDER	17.280	B.BINDER	24.717	20	R.FERNANDEZ	1'29.442	1'29.527	(19)
21	T.NAGASHIMA	21.308	R.GARDNER	26.236	F.DI GIANNANTO	17.318	R.FERNANDEZ	24.752	21	B.BINDER	1'29.465	1'29.589	(20)
22	M.OLIVEIRA	21.309	R.FERNANDEZ	26.251	F.MORBIDELLI	17.326	R.GARDNER	24.861	22	R.GARDNER	1'29.549	1'29.691	(22)
23	R.GARDNER	21.317	T.NAGASHIMA	26.396	D.BINDER	17.329	D.BINDER	24.878	23	D.BINDER	1'29.983	1'30.336	(24)
24	D.BINDER	21.372	D.BINDER	26.404	T.NAGASHIMA	17.355	T.NAGASHIMA	25.014	24	T.NAGASHIMA	1'30.073	1'30.073	(23)

These data/results cannot be reproduced, stored and/or transmitted in whole or in part by any manner of electronic, mechanical, photocopying, recording, broadcasting or otherwise now known or herein after developed without the previous express consent by the copyright owner, except for reproduction in daily press and regular printed publications on sale to the public within 60 days of the event related to those data/results and always provided that copyright symbol appears together as follows below.
© DORNA, 2022

Official MotoGP Timing by TISSOT
www.motogp.com



Phillip Island

Results and timing service provided by **MotoGP™**

4448 m.

ANIMOCA BRANDS AUSTRALIAN MOTORCYCLE GRAND PRIX**Free Practice Nr. 3****Fastest Laps Sequence**

<i>Practice Time</i>	 <i>Rider</i>	<i>Nation</i>	<i>Motorcycle</i>	<i>Time</i>	<i>Km/h</i>	<i>Rider's Lap</i>
3'31.995	93 Marc MARQUEZ	SPA	HONDA	1'32.997	172.1	2
3'33.118	73 Alex MARQUEZ	SPA	HONDA	1'32.479	173.1	2
3'33.458	45 Tetsuta NAGASHIMA	JPN	HONDA	1'31.846	174.3	2
3'46.857	49 Fabio DI GIANNANTONI	ITA	DUCATI	1'31.753	174.5	2
3'53.211	63 Francesco BAGNAIA	ITA	DUCATI	1'31.609	174.7	2
3'55.618	43 Jack MILLER	AUS	DUCATI	1'30.861	176.2	2
4'15.155	5 Johann ZARCO	FRA	DUCATI	1'30.736	176.4	2
5'02.703	93 Marc MARQUEZ	SPA	HONDA	1'30.708	176.5	3
5'03.751	73 Alex MARQUEZ	SPA	HONDA	1'30.633	176.6	3
5'17.927	88 Miguel OLIVEIRA	POR	KTM	1'30.628	176.6	3
5'23.773	63 Francesco BAGNAIA	ITA	DUCATI	1'30.562	176.8	3
5'25.580	43 Jack MILLER	AUS	DUCATI	1'29.962	177.9	3
5'44.874	5 Johann ZARCO	FRA	DUCATI	1'29.719	178.4	3
8'21.629	88 Miguel OLIVEIRA	POR	KTM	1'29.658	178.5	5
23'35.068	20 Fabio QUARTARARO	FRA	YAMAHA	1'29.620	178.6	13
29'55.199	88 Miguel OLIVEIRA	POR	KTM	1'29.534	178.8	14
31'24.709	88 Miguel OLIVEIRA	POR	KTM	1'29.510	178.8	15
32'58.014	36 Joan MIR	SPA	SUZUKI	1'29.353	179.2	13
33'14.488	12 Maverick VIÑALES	SPA	APRILIA	1'29.196	179.5	15
33'15.129	89 Jorge MARTIN	SPA	DUCATI	1'28.616	180.6	15
44'42.103	10 Luca MARINI	ITA	DUCATI	1'28.592	180.7	19
45'35.688	93 Marc MARQUEZ	SPA	HONDA	1'28.462	181.0	20

These data/results cannot be reproduced, stored and/or transmitted in whole or in part by any manner of electronic, mechanical, photocopying, recording, broadcasting or otherwise now known or herein after developed without the previous express consent by the copyright owner, except for reproduction in daily press and regular printed publications on sale to the public within 60 days of the event related to those data/results and always provided that copyright symbol appears together as follows below.

© DORNA, 2022

Official MotoGP Timing by TISSOT
www.motogp.com



Phillip Island, Saturday, October 15, 2022